

Classified
Cooper Lighting Solutions Photometric Lab
1121 Highway 74 South
Peachtree City, GA 30269



Scaled data based on original data using
LM-79-08 Approved Method: Electrical and Photometric Measurements of Solid-
State Lighting Products

Test Report Prepared for
Cooper Lighting Solutions
(formerly Eaton)

Brand: McGRAW-EDISON

Report Number: P588434

Luminaire Tested: **GAT-CA6-LED-130-740-U-55-5-X-X**

Issue Date: 11/30/2021

Test Information

Test Method: LM-79-08
Report Number: P588434
TEST IS SCALED FROM IESNA LM-79-08 TEST DATA (G2-2107-308-12)
Test Lab: COOPER LIGHTING SOLUTIONS
Issue Date: 11/30/2021
Manufacturer: COOPER LIGHTING SOLUTIONS (FORMERLY EATON)
Product Line: McGRAW-EDISON
Catalog Number: GAT-CA6-LED-130-740-U-55-5-X-X
Description: GENERATIONS SERIES AVENUE WITH NO CAGE AND TYPE V REFRACTOR
Light Source: (6) 4000K CCT, 70 CRI LEDs
Ballast/Driver: -

Summary

Lumens per Lamp: N/A
Luminaire Lumens: 16417 lumens
Efficiency: N/A
Efficacy: 132.1 lumens/watt
Luminous Opening: Vertical Cylinder (Dia: 1.33' x H: 1.25')
IES Classification: Type V - Short - Non-Cutoff
BUG Rating: B4 - U5 - G5

Input Watts (W): 124.3
Input Voltage (V): 120
Input Current (Ain): NR
Voltage Rise (V): NR
Power Factor: NR
Total Harmonic Distortion (THDi): NR
Frequency (hertz): 60
Stabilization Time: NR
Operation Time: NR
Ambient Temperature (°C): NR
Test Distance: 24 FT

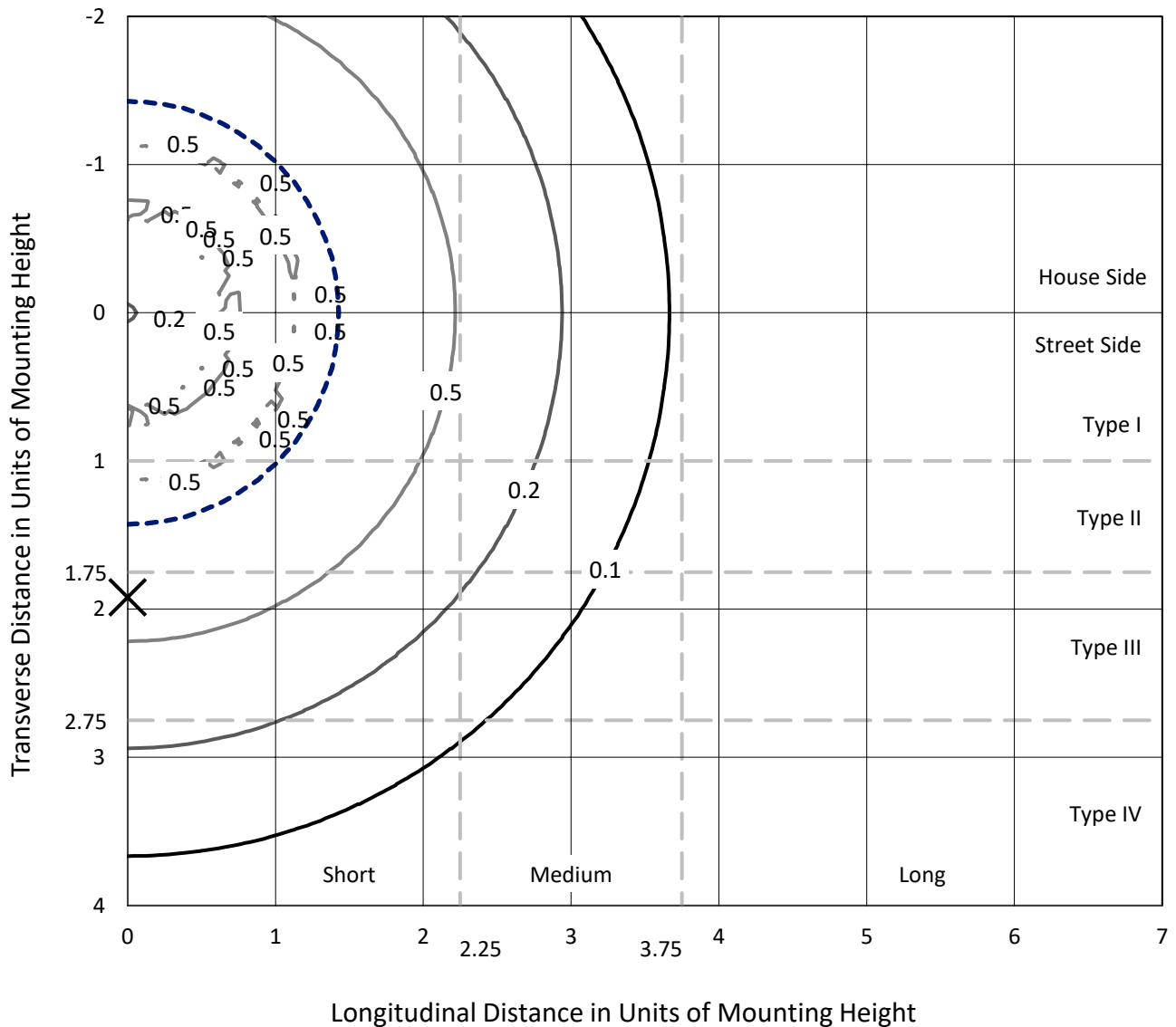


REPORT NUMBER: P588434

CATALOG NUMBER: GAT-CA6-LED-130-740-U-55-5-X-X

Iso-Footcandle Lines of Horizontal Illumination

× Max cd
- - - 1/2 Max cd



Based on 25 foot mounting height. Maximum calculated value = 0.8 fc
Type V - Short - Non-Cutoff

Classified

Cooper Lighting Solutions Photometric Lab
1121 Highway 74 South
Peachtree City, GA 30269

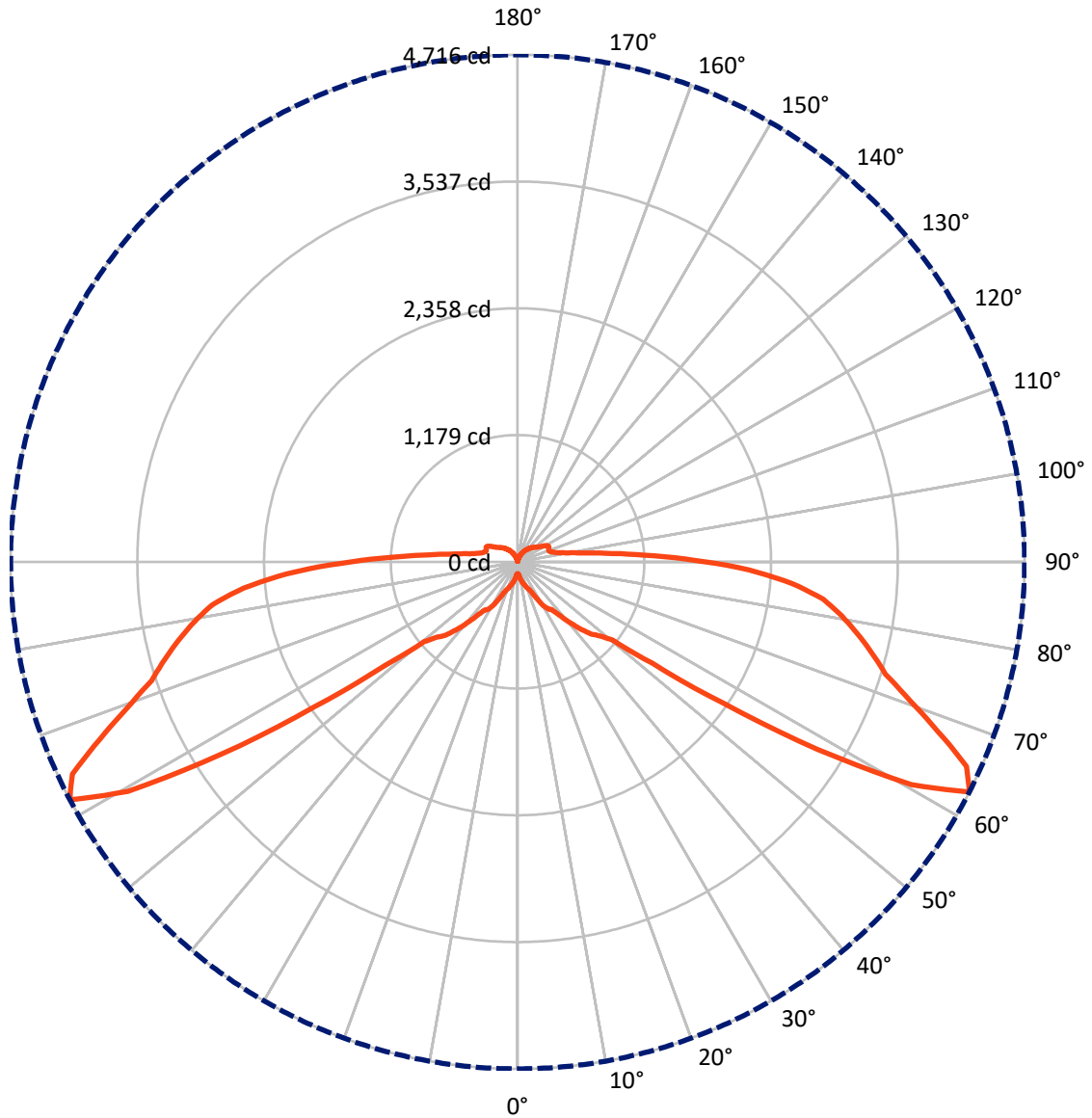
Scaled Data Report



REPORT NUMBER: P588434

CATALOG NUMBER: GAT-CA6-LED-130-740-U-55-5-X-X

Luminous Intensity Polar Plot



— Vertical Plane Through 0-Deg Lateral - - - Horizontal Cone Through 62.5-Deg Vertical

REPORT NUMBER: P588434

CATALOG NUMBER: GAT-CA6-LED-130-740-U-55-5-X-X

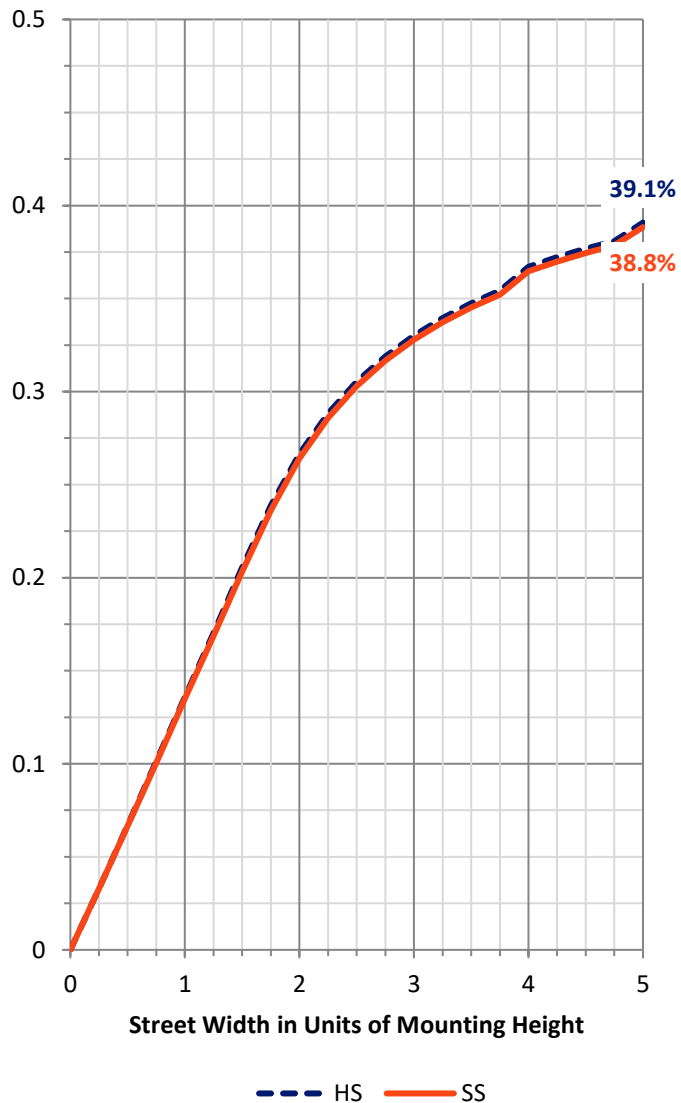
FLUX DISTRIBUTION:

		Downward	Upward	Total
House Side	Lumens	7126.2	1082.3	8208.5
	% Fixture	43.4	6.6	50.0
Street Side	Lumens	7126.2	1082.3	8208.5
	% Fixture	43.4	6.6	50.0
Total	Lumens	14252.4	2164.6	16417.0
	% Fixture	86.8	13.2	100.0

ZONAL LUMENS:

Zone	Lumens	% Fixture
0°-10°	13.5	0.1
10°-20°	62.2	0.4
20°-30°	161.7	1.0
30°-40°	363.8	2.2
40°-50°	735.0	4.5
50°-60°	2238.2	13.6
60°-70°	4354.6	26.5
70°-80°	3616.1	22.0
80°-90°	2707.3	16.5
90°-100°	991.5	6.0
100°-110°	373.2	2.3
110°-120°	311.2	1.9
120°-130°	219.1	1.3
130°-140°	142.1	0.9
140°-150°	82.3	0.5
150°-160°	35.5	0.2
160°-170°	9.0	0.1
170°-180°	0.7	0.0
0°-90°	14252.4	86.8
0°-180°	16417.0	100.0

Coefficient of Utilization



REPORT NUMBER: P588434

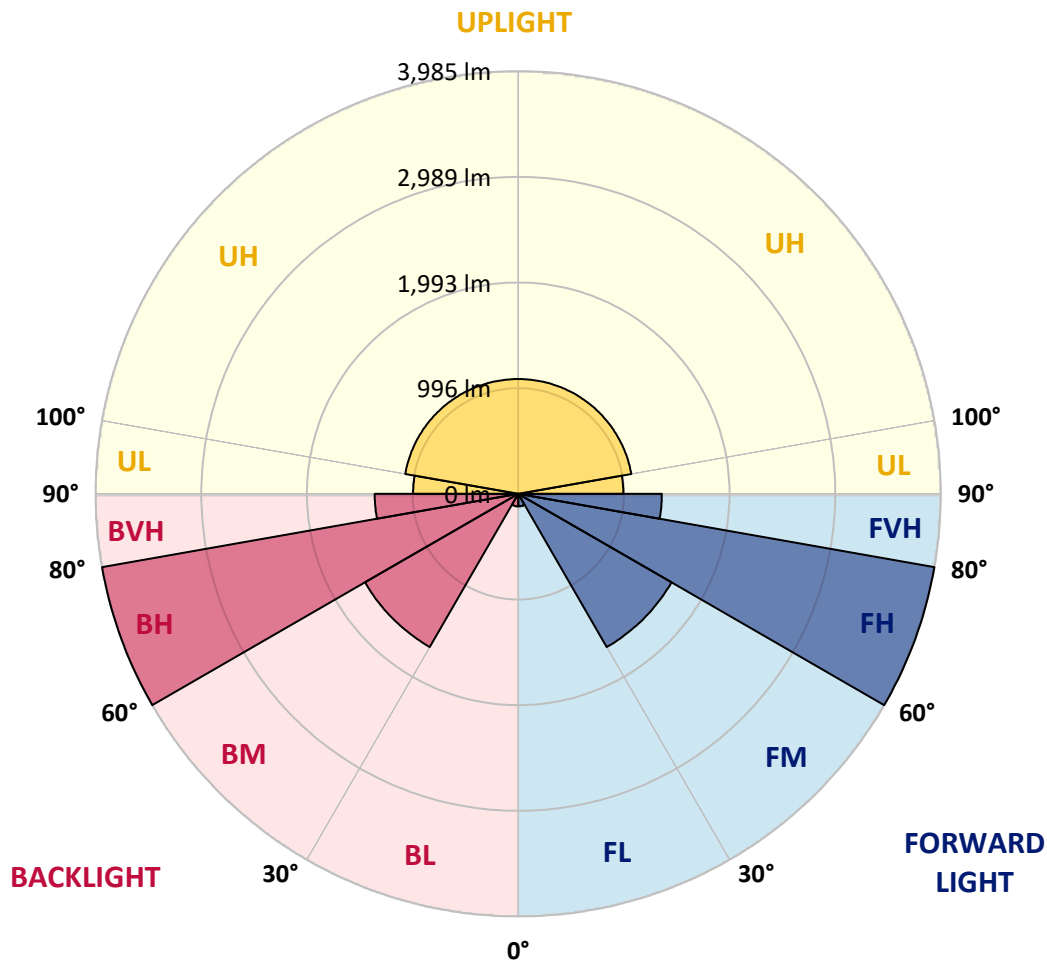
CATALOG NUMBER: GAT-CA6-LED-130-740-U-55-5-X-X

LUMINAIRE CLASSIFICATION SYSTEM LUMEN TABLE AND BUG RATING:

Zone	Lumens	% Fixture	Zone Rating/Lumen Limit		
			B	U	G
FL (0°-30°)	118.8	0.7			
FM (30°-60°)	1668.5	10.2			
FH (60°-80°)	3985.4	24.3			G2/5000
FVH (80°-90°)	1353.6	8.2			G5
BL (0°-30°)	118.8	0.7	B1/500		
BM (30°-60°)	1668.5	10.2	B2/2500		
BH (60°-80°)	3985.4	24.3	B4/5000		G2/5000
BVH (80°-90°)	1353.6	8.2			G5
UL (90°-100°)	991.5	6.0		U4/1000	
UH (100°-180°)	1082.3	6.6		U5	

BUG Rating: B4-U5-G5

Type V Short



Classified

Cooper Lighting Solutions Photometric Lab
1121 Highway 74 South
Peachtree City, GA 30269

Scaled Data Report



REPORT NUMBER: P588434

CATALOG NUMBER: GAT-CA6-LED-130-740-U-55-5-X-X

CANDELA DISTRIBUTION (FULL):

	0°
0°	109.4
2.5°	111.6
5°	124.7
7.5°	148.8
10°	170.7
12.5°	192.6
15°	214.5
17.5°	236.3
20°	262.6
22.5°	282.3
25°	323.9
27.5°	398.3
30°	472.7
32.5°	523.0
35°	544.9
37.5°	625.9
40°	735.3
42.5°	849.1
45°	958.5
47.5°	1028.5
50°	1142.3
52.5°	1566.9
55°	2324.0
57.5°	3291.3
60°	4206.0
62.5°	4715.9
65°	4589.0
67.5°	4219.2
70°	3871.2
72.5°	3578.0
75°	3407.3
77.5°	3234.4
80°	3057.1
82.5°	2866.7
85°	2560.4
87.5°	2153.3
90°	1645.6
92.5°	1173.0
95°	816.3
97.5°	590.9
100°	453.0
102.5°	376.4
105°	337.0
107.5°	315.1
110°	308.6

Classified

Cooper Lighting Solutions Photometric Lab
1121 Highway 74 South
Peachtree City, GA 30269

Scaled Data Report



REPORT NUMBER: P588434

CATALOG NUMBER: GAT-CA6-LED-130-740-U-55-5-X-X

CANDELA DISTRIBUTION (continued):

	0°
112.5°	312.9
115°	321.7
117.5°	317.3
120°	295.4
122.5°	262.6
125°	238.5
127.5°	221.0
130°	207.9
132.5°	194.8
135°	183.8
137.5°	170.7
140°	155.4
142.5°	142.2
145°	131.3
147.5°	118.2
150°	100.7
152.5°	87.5
155°	74.4
157.5°	63.5
160°	50.3
162.5°	39.4
165°	28.4
167.5°	19.7
170°	13.1
172.5°	6.6
175°	4.4
177.5°	6.6
180°	6.6

(END OF REPORT)